


SE3470/5470

AlGaAs Infrared Emitting Diode

FEATURES

- TO-46 metal can package
- Choice of flat window or lensed package
- 90° or 20° (nominal) beam angle option
- 880 nm wavelength
- Higher output power than GaAs at equivalent drive currents
- Wide operating temperature range (- 55°C to +125°C)
- Ideal for high pulsed current applications
- Mechanically and spectrally matched to SD3421/5421 photodiode, SD3443/5443/5491 phototransistor, SD3410/5410 photodarlington and SD5600 series Schmitt trigger



INFRA-83.TIF

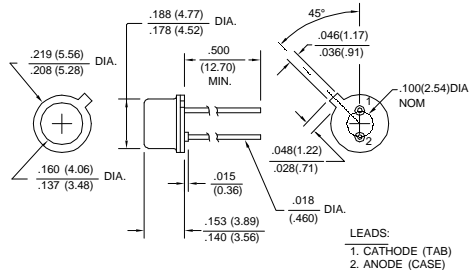
DESCRIPTION

The SE3470/5470 series consists of aluminum gallium arsenide infrared emitting diode mounted in a TO-46 metal can package. The SE3470 series has flat window cans providing a wide beam angle, while the SE5470 series has glass lensed cans providing a narrow beam angle. These devices typically exhibit 70% greater power output than gallium arsenide devices at the same forward current. The TO-46 packages offer high power dissipation capability and are ideally suited for operation in hostile environments.

OUTLINE DIMENSIONS in inches (mm)

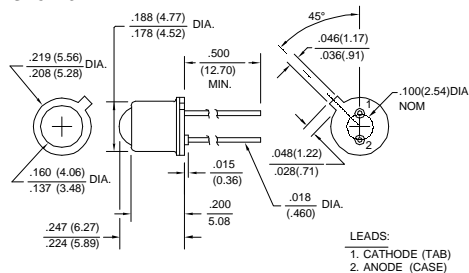
Tolerance 3 plc decimals ±0.005(0.12)
2 plc decimals ±0.020(0.51)

SE3470



DIM_005a.ds4

SE5470



DIM_005b.ds4

Honeywell

Honeywell reserves the right to make changes in order to improve design and supply the best products possible.



Elblinger Elektronik GmbH
Lange Wanne 25
38259 Salzgitter

Telefon 05341/8212-1
Fax 05341/821299

e-mail mail@elblinger-elektronik.de
Internet www.elblinger-elektronik.de

SE3470/5470

AlGaAs Infrared Emitting Diode

ELECTRICAL CHARACTERISTICS (25°C unless otherwise noted)

PARAMETER	SYMBOL	MIN	TYP	MAX	UNITS	TEST CONDITIONS
Total Power Output ⁽¹⁾	P _o				mW	I _F =100 mA
SE3470-001		7.0				
SE3470-002		9.0				
SE3470-003		10.5				
SE5470-001		7.0				
Irradiance ⁽²⁾	H				mW/cm ²	I _F =100 mA
SE5470-002		1.5				
SE5470-003		2.6		5.9		
SE5470-004		3.5				
Forward Voltage	V _F			1.9	V	I _F =100 mA
Reverse Breakdown Voltage	V _{BR}	3.0			V	I _R =10 μA
Peak Output Wavelength	λ _p		880		nm	
Spectral Bandwidth	Δλ		80		nm	
Spectral Shift With Temperature	Δλ _p /ΔT		0.2		nm/°C	
Beam Angle ⁽³⁾	∅				degr.	I _F =Constant
SE3470			90			
SE5470			20			
Radiation Rise And Fall Time	t _r , t _f		0.7		μs	

Notes

1. Total power emitted from the package in mW.
2. Measured into a 0.25 (6.35) aperture placed at 1.20(30.5) from lens tip.
3. Beam angle is defined as the total included angle between the half intensity points.

ABSOLUTE MAXIMUM RATINGS

(25°C Free-Air Temperature unless otherwise noted)

Continuous Forward Current	100 mA
Peak Forward Current	3 A
(1 μs pulse width, 300 pps)	
Power Dissipation	150 mW ⁽¹⁾
Operating Temperature Range	-55°C to 125°C
Storage Temperature Range	-65°C to 150°C
Soldering Temperature (10 sec)	260°C

Notes

1. Derate linearly from 25°C free-air temperature at the rate of 1.43 mW/°C.

SCHEMATIC



Honeywell reserves the right to make changes in order to improve design and supply the best products possible.

Honeywell

SE3470/5470

AlGaAs Infrared Emitting Diode

Fig. 1 Radiant Intensity vs Angular Displacement (SE3470) gra_017.ds4

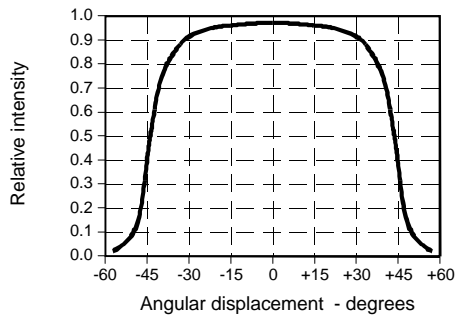


Fig. 2 Radiant Intensity vs Angular Displacement (SE5470) gra_023.ds4

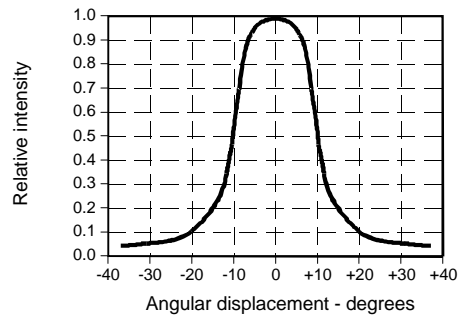


Fig. 3 Radiant Intensity vs Forward Current gra_018.ds4

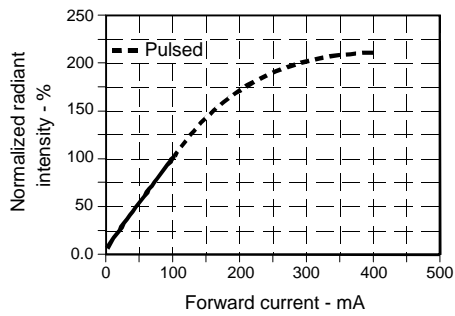


Fig. 4 Forward Voltage vs Forward Current gra_026.ds4

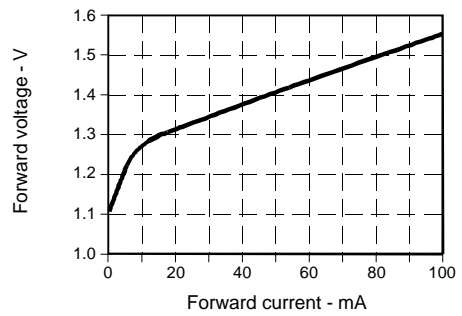


Fig. 5 Forward Voltage vs Temperature gra_025.ds4

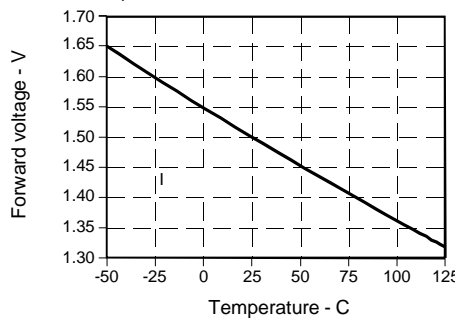
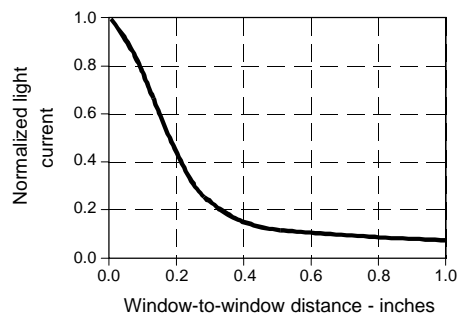


Fig. 6 Coupling Characteristics SE3470 with SD3443 gra_021.ds4



Honeywell

Honeywell reserves the right to make changes in order to improve design and supply the best products possible.

SE3470/5470

AlGaAs Infrared Emitting Diode

Fig. 7 Spectral Bandwidth

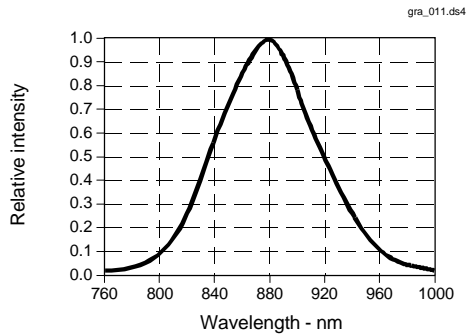


Fig. 8 Radiant Intensity vs Case Temperature

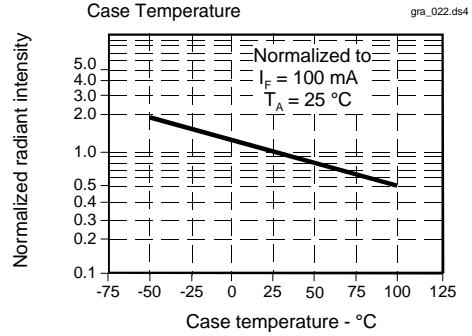
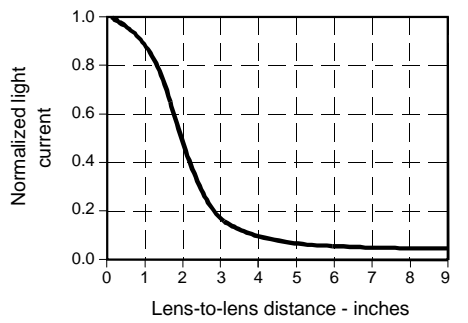


Fig. 9 Coupling Characteristics
SE5470 with SD5443



All Performance Curves Show Typical Values

Honeywell reserves the right to make changes in order to improve design and supply the best products possible.

Honeywell



Elblinger Elektronik GmbH
Lange Wanne 25
38259 Salzgitter

Telefon 05341/8212-1
Fax 05341/821299

e-mail mail@elblinger-elektronik.de
Internet www.elblinger-elektronik.de